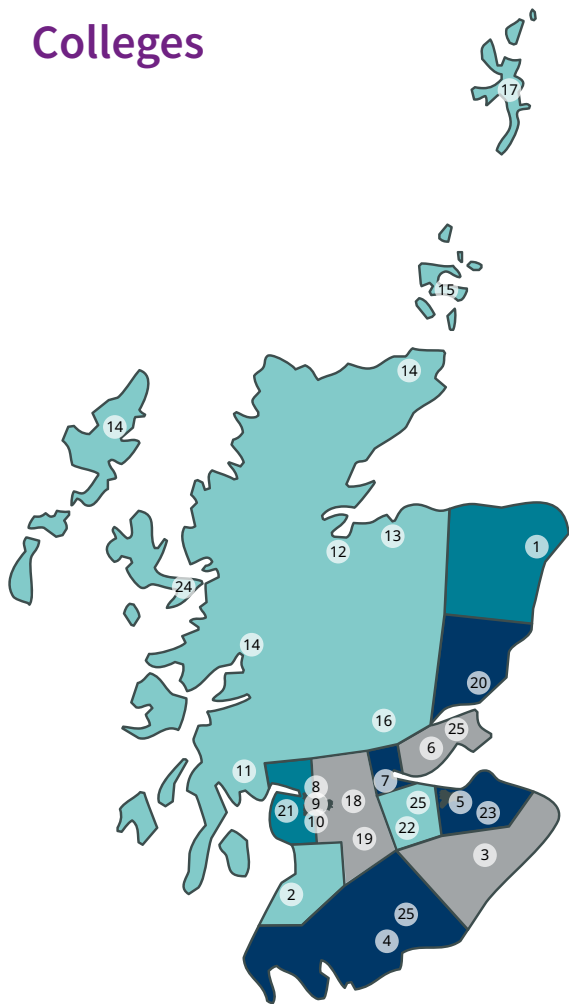




# Keyfacts 2026



# Colleges



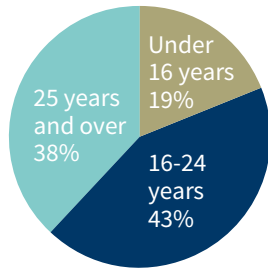
Region	College
Aberdeen and Aberdeenshire	1. North East Scotland College
Ayrshire	2. Ayrshire College
Borders	3. Borders College
Dumfries and Galloway	4. Dumfries & Galloway College
Edinburgh and Lothians	5. Edinburgh College
Fife	6. Fife College
Forth Valley	7. Forth Valley College
Glasgow	8. City of Glasgow College
	9. Glasgow Clyde College
	10. Glasgow Kelvin College
Highlands and Islands	11. UHI Argyll
	12. UHI Inverness
	13. UHI Moray
	14. UHI North, West and Hebrides
	15. UHI Orkney
	16. UHI Perth
	17. UHI Shetland
Lanarkshire	18. New College Lanarkshire
	19. South Lanarkshire College
Tayside	20. Dundee & Angus College
West	21. West College Scotland
West Lothian	22. West Lothian College
Sit outwith regional arrangements	23. Newbattle Abbey College
	24. Sabhal Mòr Ostaig
	25. Scotland's Rural College (SRUC)

# College Students

209,285 college students

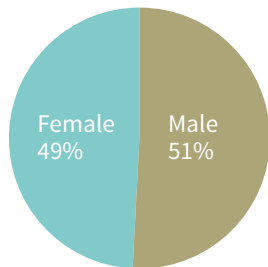
92% of all learning hours lead to a recognised qualification

## Age

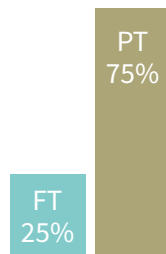


The median age is 20

## Gender



## Full-time/part-time



## Top 5 Subject Areas

1	Health Care/Medicine/ Health and Safety	<b>37,835</b> (number of students)
2	Family Care/Personal Development/Personal Care and Appearance	<b>33,785</b>
3	Engineering	<b>26,155</b>
4	Construction and Property (Built Environment)	<b>18,080</b>
5	Business/Management/ Office Studies	<b>13,620</b>

Over 9 out of 10 (94%) full-time and 96% of part-time students were satisfied with their college experience

85% of college leavers go into positive destinations, with 63% choosing further study at college

**25%** of FE students have a recorded disability\*

**3.5%** of FE students reported a mental health condition\*

**9%** of enrolments to full-time courses were by black and minority ethnicity students\*

Care experienced students make up **10%** of entrants to full-time FE and **5%** to full-time HE\*

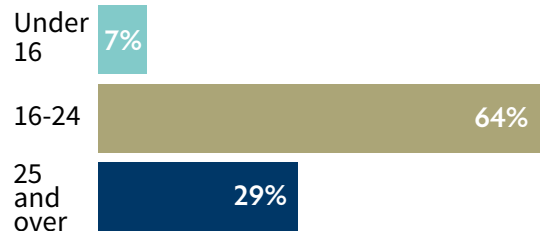
\* Figures above are for AY 2023-24

### Overseas students (number of students)

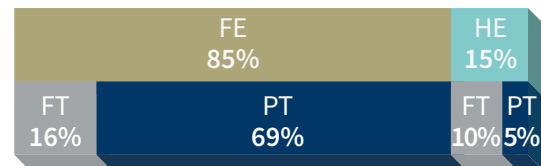
Europe (including EU)	<b>210</b>
International (outwith Europe)	<b>835</b>
Rest of UK	<b>1,285</b>

**210** nationalities are represented in colleges

### Hours of Learning by Age



### Level of Study



**31%** of all learning activity took place in health and care related subjects (the largest share of any subject group)

### Student Funding

Bursary: **£96.6m**  
Discretionary: **£19.9m**  
Childcare: **£6.3m**

## Higher Education

Colleges delivered **12%** of all higher education in Scotland

There were **29,295** entrants to higher education in colleges with **69%** of higher education entrants in colleges on HNC or HND programmes

**26%** of entrants to higher education courses with Advanced Standing were from the 20% most deprived areas of Scotland.\*

**33%** of full-time first-degree entrants from the 20% most deprived areas progressed to university after graduating from college\*

**8,675** students with an HNC/D progressed from college to university – **54%** entered year 2 or 3 at university, and **26%** were from the 20% most deprived backgrounds\*

\*Figures above are for AY 2023-24

**37%** of all full-time college enrolments are in higher education

**38,045** students are studying health and social care course, **16%** at HE level

**6,590** students are on HNC Childcare courses




## Further Education

**26%** of school leavers go into further education

**1 in 5 (19%)** of Scotland's 18-19 year olds attended college full-time

College is the most popular destination for school leavers with over half (**52%** from S4 and **38%** from S5 going into further education)

College is the most popular destination for those from the lowest socio-economic backgrounds with **37%** of school leavers from SIMD20 moving into further education



## Industry Links

Colleges deliver **14,420\*** Modern Apprenticeships

**83,485** enrolments are linked to industry

**65,170** students are studying as part of their employment

**13,040** students are studying digital skills – **24%** at HE level

**22%** of students are enrolled in STEM subjects

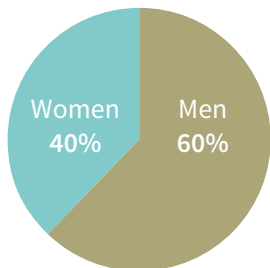
**8** colleges are STEM Assured, accredited through the STEM Foundation

Engineering has the highest number of students linked to industry (**14,540**)

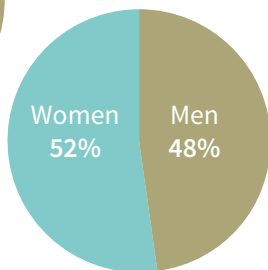
\*Figure is for AY 2023-24

# Management and Governance

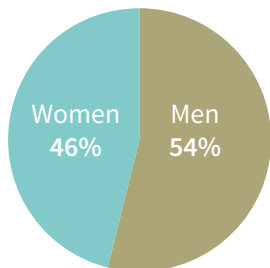
## College Chairs



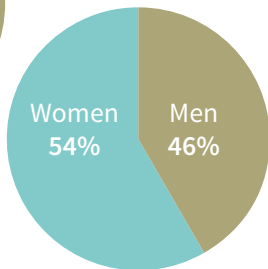
## College Boards



## College Principals



## Senior Management



As at 1st October 2025

# College Staff

There are **12,575** staff in colleges (**9,775** FTE)

**69%** full-time and **31%** part-time

**49%** Teaching staff and **51%** Support staff

**60%** women and **40%** men

**85%** of full-time staff have a recognised teaching qualification

**8%** of staff have a declared disability

**48%** of staff are aged 51 and over

**3%** of staff are from minority ethnic groups

**4%** of staff are from the EU and **2%** from overseas outwith the EU

# College Funding

For 2026-27, colleges have been allocated:

**Total SFC Revenue Funding**    **£721.1m**

including

Student Support                    **£123.0m**

**Total Capital Funding**            **£43.8m**

including

Estates Maintenance            **£32.0m**

High Priority Needs                **£10.7m**

Approximately **65%** of college budgets go towards staffing costs

A quarter of colleges' income does not come directly from the Scottish Funding Council





When Colleges Thrive, Scotland Thrives.

[info@collegesscotland.ac.uk](mailto:info@collegesscotland.ac.uk)

[www.collegesscotland.ac.uk](http://www.collegesscotland.ac.uk)

[@CollegesScot](https://www.instagram.com/CollegesScot)

Colleges Scotland, Argyll Court, Castle Business Park,  
Stirling, FK9 4TY



Company Limited By Guarantee

Registered in Scotland No: 143210 | Scottish Charity No. SC023848